


No. B35

# Bit Type B



The Type B insertion entry is designed to work with the dimensions most commonly used by air tool manufacturers. There are some models that will not accept insertion of the double-head types, depending on the shape of the insertion chuck. Please make your selections while referring to the specifications table.









**No. B35**  
**Bit**

Bits manufactured to meet specifications based on ISO.  
Width across flats 6.35 mm, hexagonal.

※This is for illustrative purpose.

Applicable models Please check the model No. of your drivers before determining which bit(s) to choose.

Shape	Model No.	Page	Applicable models	
			 Air Screwdriver	 Electric Screwdriver
 H 5 mm	B36	71P	<p>VESSEL GT-S5TFR-S5TFB-S5TFG-S4TFR-S4TFS-S4TFG</p> <p>Uryu US-40-3.5A-4-4PB/ US-LT○○A/AL series</p> <p>Yokota YD-3-4-400SC</p>	<p>VESSEL VE-4000-4000P-4500-4500P</p>
 H 5 mm	B34	71P	<p>VESSEL GT-S4TFR-S4TFS-S4TFG-S5TFR-S5TFB-S5TFG</p> <p>Uryu US-40-3.5A-4-4PB (Except B44 Socket Bit Overall Length 70mm) US-LT○○A/AL series</p> <p>Yokota YD-3-4-400SC</p>	<p>VESSEL VE-4000-4000P-4500-4500P</p> <p>Hios PG-7000, BLG-5000BC1/-15/-20/-HT BLG-5000/-15/-20/HT, BL-5000/-15/-20-5020-7000/-20 CL-4000-6000-6500-7000 SS-4000-6500-7000, α-4500-5000-6500 CD-4000-5000-6000-7000 VB-1510/-18-1820-3012-2008-3020 VZ-1510-1812-1820-3012-3007</p> <p>Delvo DLV ○○○○-EJN/-DJN/-DJE DLV 7(8)120-SPC-7(8)130-SPC-7(8)140-SPC- 7(8)241-SPC-7(8)231-SPC DLV 30LL(P)-SPC-30SL(P)-SPC-30HL(P)-SPC</p> <p>Hitachi Koki WT 3G/3GP-4G/4GP-5G/5GP</p> <p>Kanon 3K-120L-180L-180LF-120P-180P-180PF 9K-130P-140P-130PF-131L-131LF-131P-131PF 5KD-200-300</p> <p>Panasonic FE-A310S-A310MH-A310L-A111L-A111MH-A111M-A710AXN-A710MHN</p>
	N			
	B44			
 H 6.35 mm	B43	72P	<p>Uryu UX-U-UW-ALPHA-UL-UEP-UAT-UA-UDP all driver type US-350W-450WB-5-50-5PB-○○W/PW-LT○○B/BL/PB</p> <p>NPK ND-○○○X, NPW-○○○X</p> <p>Fuji Kuki FLT series D-1-D-2 FPT series D-1, FL series D-1, FPW series D-1 FW series D-1-D-2-D-6-D-7-D-8, FD series D-4-D-5</p>	<p>Yokota YBX-50A</p> <p>Tonichi AUR5N-U (Except U1000CN)-UR-DU</p> <p>●Following Tool models are applicable only for the single end bits.</p>
	M-B43			
	B43P			
	B43H			
	B43B			
	BT43			
BT43P	73P	<p>Yutani D-6SPBL-5WPEB-6WSPEB-6WSHPB-600SHB- 604B-8WPE-6SSBEL-6WSH5B DH-6PL-4.5PEB-6PLE-4.5SB-6SELB HPW-4D-6D-6αD-8αD-4SD-6SD-6αSD</p>	<p>Hios PG-7000 BLG-4000BC1-5000BC1/-15/-20/-HT BLG-4000-5000/-15/-20/HT BL-3000-5000/-15/-20-5020-7000/-20 CL-4000-6000-6500-7000-9000 SS-4000-6500-7000 α-4500-5000-6500 CD-4000-5000-6000-7000 VB-1510/-18-1820-3012-4504-2008-3020 VBH-1820-3012 VZ-1510-1812-1820-3012-3007-4504-4506 VZH-1820-3012</p>	
B35	73P ~76P	<p>Yokota TKa60A-70A-80A YEX-120A-150A-501A-100SA-120SA-150SA- 300SA-500SA</p>	<p>Delvo DLV ○○○○-EKN/-DKN/-DKE DLV 8150-SPC-7(8)251-SPC DLV 45LL(P)-SPC-45SL(P)-SPC-70LL(P)-SPC</p>	
J	74, 75P	<p>Y-40SA-41A-46A YX-80A-180A-280A-380A-500A-280A-380A- 500A-180SA-280SA-380SA-500SA-280CA-500CA</p>	<p>Uryu UDBP-AF-TA-A</p>	
IP	75P	<p>YLa60A-70A-80A YLT50A-60A-70A-60AL-70AL</p>	<p>Kanon 9K-150P</p>	
X5000	76P	<p>Y-40SA-41A-46A YX-80A-180A-280A-380A-500A-280A-380A- 500A-180SA-280SA-380SA-500SA-280CA-500CA</p>		
B45	77P	<p>YBX-50A YD-400SCA-500SCA-5PHCA-3A-4A-4.5SZ-5A- 4.5LAZ-6WAZK-600SZ-40PZ-4.5PZK-600PZ- 650PZ-65PTZ-65PZ-670A-670A-F-670A-R-670A-RF</p>		
MB45	78P	<p>Atlas-Copco LUM-LUF-LUD-TWIST-COMBI series</p>		
MB45S				
MB45D				
HB	86P			
HBM				
DBHM		87P		
MMBC		88P		
 H 6.35 mm	B39	76P	<p>VESSEL GT- H4RC-H5RC-S6CD-PLRC</p> <p>Uryu US-3.5ACB-4CA-5CA- LT30B-○○C-LT40B-○○C</p>	<p>Yutani D-6WHCL</p> <p>Yokota YD-600L YX-280CA-500CA</p>
			<p>Kanon (Old model) CN 60LTDK~N 10LTDK(N6~N100LTDK) CN 60STDK~N 10STDK(N6~N100STDK) CN 100~CN 500DPSK(N10~N50DPSK) CN 100~CN 500DPSK-L(N10~N50DPSK(L)) CN 15/CN 30LTDK-H(N1.5/N3LTDK-H) DTDK-CN 500EXL(DTDK-N5EXL)</p>	



HAND TOOLS

BITS & SOCKETS

ELECTRIC TOOLS

AIR TOOLS


STATIC SOLUTIONS

GASOLINE ENGINE TOOLS



### No. B34 Bit


- For assembly work focusing on workability.
- Hexagonal shape with the width across flats of 5mm is also suited for electric drivers.



Size Tip×Overall Length (mm)	Heat treatment classification	Inner Ctn.	Outer Ctn.	EDP No.
⊕ 1 × 70	H	10	100	422031
100	H	10	100	422032
150	H	10	100	422033
⊕ 1 × 4 × 70	H	10	100	422048
⊕ 1 × 4 × 30 × 70	H	10	100	446335
⊕ 1 × 5.3 × 105	H	10	100	422034
* 120	X	10	100	422040
120	H	10	100	422035
⊕ 2 × 70	H	10	100	422041
100	H	10	100	422042
120	H	10	100	422045
150	H	10	100	422043
200	H	10	100	422044
⊕ 2 × 3 × 30 × 75	H	10	100	446340
⊕ 2 × 4.5 × 70	H	10	100	422049
⊕ 2 × 5.3 × 105	H	10	100	422046
120	H	10	100	422047
H 2 × 70	H	10	100	422071
H 2.5 × 70	H	10	100	422072
H 3 × 70	H	10	100	422073
H 4 × 70	H	10	100	422074
H 5 × 70	H	10	100	422075

### No. N TORX Bit

- For TORX screws popular in the automotive industry.

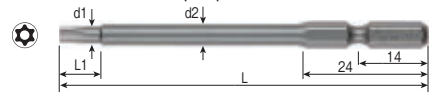


Size Tip×Overall Length (mm)	d1	L1	d2	Inner Ctn.	EDP No.	
T5 × 75	1.37	1.67	6.5	4.0	10	635498
100	1.37	1.67	6.5	4.0	10	635499
T6 × 75	1.65	1.95	6.5	4.0	10	635500
100	1.65	1.95	6.5	4.0	10	635501
T8 × 75	2.3	2.60	7.0	4.5	10	635505
100	2.3	2.60	7.0	4.5	10	635506
T10 × 75	2.72	3.02	7.5	4.5	10	635510
100	2.72	3.02	7.5	4.5	10	635511
T15 × 75	3.26	3.56	7.5	4.5	10	635515
100	3.26	3.56	7.5	4.5	10	635516
T20 × 75	3.84	4.14	7.5	5.0	10	635520
100	3.84	4.14	7.5	5.0	10	635521
T25 × 75	4.4	4.70	8.0	5.0	10	635525
100	4.4	4.70	8.0	5.0	10	635526
T27 × 75	4.96	5.26	8.0	5.5	10	635530
100	4.96	5.26	8.0	5.5	10	635531

TORX is a registered trademark of Acument TM Intellectual Properties, LLC (USA). VESSEL has a manufacturing license in Japan and selling same to the world.

### No. N TORX Bit (Tamper-Proof)

- For TORX screws popular in the automotive industry.
- With a round hole for tamper-proof.

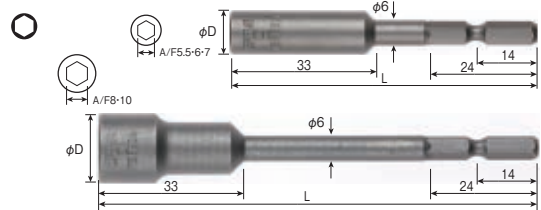


Size Tip×Overall Length (mm)	d1	L1	d2	Inner Ctn.	EDP No.	
T10H × 75	2.72	3.02	7.5	4.5	10	635551
100	2.72	3.02	7.5	4.5	10	635552
T15H × 75	3.26	3.56	7.5	4.5	10	635553
100	3.26	3.56	7.5	4.5	10	635554
T20H × 75	3.84	4.14	7.5	5.0	10	635555
100	3.84	4.14	7.5	5.0	10	635556
T25H × 75	4.4	4.70	8.0	5.0	10	635557
100	4.4	4.70	8.0	5.0	10	635558

TORX is a registered trademark of Acument TM Intellectual Properties, LLC (USA). VESSEL has a manufacturing license in Japan and selling same to the world.

### No. B44 Socket Bit

- Socket bit for Hex screws.



Size Tip×Overall Length (mm)	φD	Drilling holes depth	Inner Ctn.	Outer Ctn.	EDP No.
A/F 5.5 × 70	9	25	10	250	422371
100	9	25	10	250	422381
6 × 70	10	25	10	200	422372
100	10	25	10	200	422382
7 × 70	11	25	10	200	422373
100	11	25	10	150	422383
8 × 70	13	25	10	200	422374
100	13	25	10	150	422384
10 × 100	16	25	10	100	422385



### No. B36 Double End Bit

- If one end breaks, the other end can be used.
- For assembly work focusing on workability.



Size Tip×Overall Length (mm)	Heat treatment classification	Inner Ctn.	Outer Ctn.	EDP No.
⊕ 1 × 70	H	10	100	423031
100	H	10	100	423032
⊕ 2 × 70	H	10	100	423041
100	H	10	100	423042
150	H	10	100	423043
200	H	10	100	423044



**No. B43 Double End Bit**

- If one end breaks, the other end can be used.
- For assembly work focusing on workability.



Size Tip×Overall Length (mm)	Heat treatment classification	Inner Ctn.	Outer Ctn.	EDP No.
⊕1× 75	H	10	100	425032
⊕2× 50	X	10	100	425036
50	H	10	100	425037
50	E	10	100	425038
75	X	10	100	425039
75	H	10	100	425040
75	G	10	100	425041
75	E	10	100	425042
100	X	10	100	425046
100	H	10	100	425047
100	G	10	100	425043
100	E	10	100	425044
150	X	10	100	425048
150	H	10	100	425049
150	G	10	100	425045
200	G	10	100	425050
⊕3× 75	H	10	100	425054
75	E	10	100	425055
100	H	10	100	425057
100	E	10	100	425058
150	H	10	100	446375

**No. M-B43 Double End Bit (Magnetized)**

- If one end breaks, the other end can be used.
- For assembly work focusing on workability.



Size Tip×Overall Length (mm)	Heat treatment classification	Inner Ctn.	Outer Ctn.	EDP No.
⊕2× 75	H	10	100	446669
100	H	10	100	446672
150	H	10	100	446673

**No. B43P Double End Bit (Power tip)**

- If one end breaks, the other end can be used.
- Well balanced combination between tip precision and strength.



Size Tip×Overall Length (mm)	Heat treatment classification	Inner Ctn.	Outer Ctn.	EDP No.
⊕2× 75	H	10	100	425171
100	H	10	100	425172

**No. B43H TAPPING Bit (High power tip)**

- If one end breaks, the other end can be used.
- Reinforced tip for tapping work.



Size Tip×Overall Length (mm)	Heat treatment classification	Inner Ctn.	Outer Ctn.	EDP No.
⊕2× 75	H	10	100	425151
100	H	10	100	425153
150	H	10	100	425155

**No. B43B TAPPING Bit (Black tip)**

- If one end breaks, the other end can be used.
- Reinforced tip for tapping work.

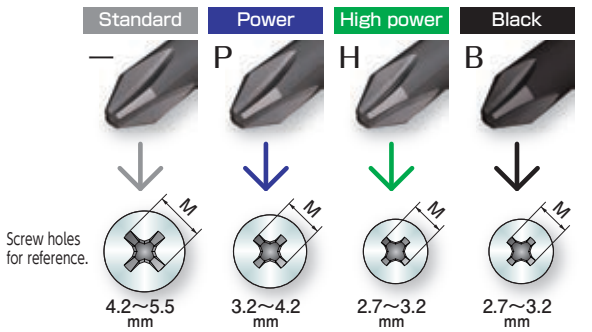
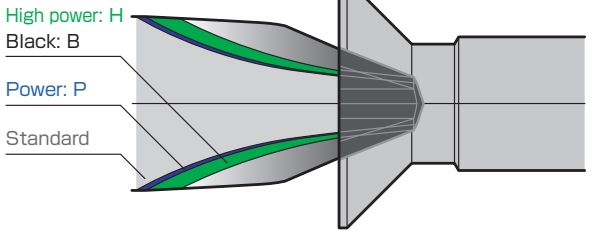


Size Tip×Overall Length (mm)	Heat treatment classification	Inner Ctn.	Outer Ctn.	EDP No.
⊕2× 50	S	10	100	425141
75	S	10	100	425142
100	S	10	100	425143
150	S	10	100	425144

One point

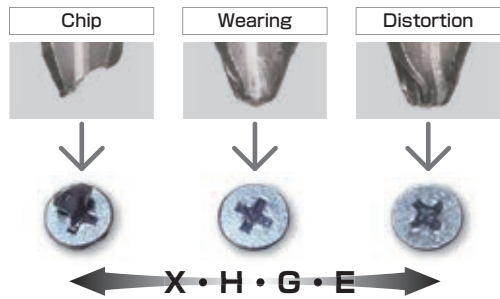
Bit selection I

- Selecting Phillips tip suitable for screw head hole



\* M dimension : the size of a cross recess on a screw head viewed from directly above

- Selecting Phillips tip according to hardness classification



HAND TOOLS

BITS & SOCKETS

ELECTRIC TOOLS

AIR TOOLS


STATIC SOLUTIONS

GASOLINE ENGINE TOOLS



### No. BT43 TORSION Bit


- If one end breaks, the other end can be used.
- For soft joint such as wood screws.



Size Tip×φ×Overall Length (mm)	Heat treatment classification	Inner Ctn.	Outer Ctn.	EDP No.
⊕ 2×3.5× 75	H	10	100	425161
100	H	10	100	425162

### No. BT43P TORSION Bit (Power tip)

- If one end breaks, the other end can be used.
- For hard joint such as drill screws.




Size Tip×φ×Overall Length (mm)	Heat treatment classification	Inner Ctn.	Outer Ctn.	EDP No.
⊕ 2×3.7× 75	X	10	100	425201
100	X	10	100	425202



### No. RS SUPER TORSION bit

- If one end breaks, the other end can be used.
- Compatible with both A and B type chucks.
- For hard joint such as drill screws.



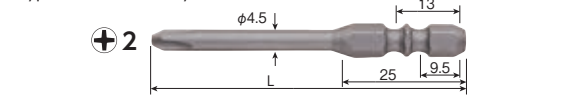
Model No.	Contents	Heat treatment classification	Package size (mm)	EDP No.
RS10P2065F	⊕2×φ3.7× 65 10pcs.	H	143×87×7	486948
RS10P2082F	⊕2×φ3.7× 82 10pcs.	H	143×87×7	486949
RS10P2110F	⊕2×φ3.7×110 10pcs.	H	162×87×7	486950

Inner Ctn.: 10 sets



### No. M-AB16 Recessed Bit (Magnetized)

- Compatible with both A and B type chucks.
- Useful when using multiple fastening tools with different drive types in an assembly line.




Size Tip×φ×Overall Length (mm)	Heat treatment classification	Inner Ctn.	Outer Ctn.	EDP No.
⊕ 2×4.5× 65	H	10	100	415301
100	H	10	100	415302
150	H	10	100	415303



### No. B35 Bit

- For assembly work focusing on workability.
- International standards compatible H 6.35mm(1/4")



Size Tip×Overall Length	Heat treatment classification (mm)	φD	Inner Ctn.	Outer Ctn.	EDP No.
⊕ 1 × 50	H	7.0	10	100	424032
75	X	7.0	10	100	424034
75	H	7.0	10	100	424035
⊕ 1 ×4.5×100	H	4.5	10	100	424036
⊕ 2 × 50	X	7.0	10	100	424061
50	G	7.0	10	100	424040
75	X	7.0	10	100	424062
75	H	7.0	10	100	424047
75	G	7.0	10	100	424041
75	E	7.0	10	100	424042
100	H	7.0	10	100	424048
100	G	7.0	10	100	424043
100	E	7.0	10	100	424044
150	H	7.0	10	100	424049
150	G	7.0	10	100	424045
150	E	7.0	10	100	424046
⊕ 2 ×4.5×100	H	4.5	10	100	424038
⊕ 3 75	H	7.0	10	100	424050
75	E	7.0	10	100	424051
100	H	7.0	10	100	424052
100	E	7.0	10	100	424053
150	G	7.0	10	100	424054
⊖ 6 × 75	E	6.0	10	100	424075
⊖ 6.35×0.97t× 49 (1524)	H	6.35	10	100	487245
⊖ 7.9 ×1.17t× 49 (1526)	H	7.92	10	100	487255
★ ⊖ 6.99×1.07t× 76 (1565)	H	6.99	10	100	446464
H 2 × 75	H	7.0	10	100	424080
100	H	7.0	10	100	424081
H2.5 × 75	H	7.0	10	100	424082
100	H	7.0	10	100	424083
150	H	7.0	10	100	424093
H 3 × 75	H	7.0	10	100	424084
100	H	7.0	10	100	424085
150	H	7.0	10	100	424094
H 4 × 49 (21204)	H	4.6	10	100	487282
75	H	7.0	10	100	424086
100	H	7.0	10	100	424087
150	H	7.0	10	100	424095
H 5 × 49 (21205)	H	5.8	10	100	487283
75	G	7.0	10	100	424088
100	G	7.0	10	100	424089
150	G	7.0	10	100	424096
H 6 × 49 (21206)	H	—	10	100	487284
75	G	7.0	10	100	424090
100	G	7.0	10	100	424091
150	G	7.0	10	100	424097
★ H 7 × 70 (1336/70)	G	7.0	10	100	489295
★ H 8 × 70 (1337/70)	G	7.0	10	100	489296
H 9 × 70 (1339/70)	G	7.0	10	100	489298



**No. B35 Bit**


- For assembly work focusing on workability.
- International standards compatible H 6.35mm(1/4")



Model No.	Heat treatment classification	Tip	φD	ℓ	L	Inner Ctn. (mm)	Outer Ctn.	EDP No.
1092	H	⊕2	6.35	50	152	10	100	487208

**No. B35 Bit**

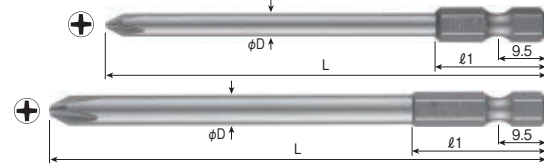
- For assembly work focusing on workability.
- International standards compatible H 6.35mm(1/4")



Model No.	Heat treatment classification (mm)	Tip	φD	ℓ	L	Inner Ctn. (mm)	Outer Ctn.	EDP No.
⊕00x1.2x20x60	H	⊕00	1.2	20	60	10	100	446126
⊕00x2x40x100	H	⊕00	2.0	40	100	10	100	446141
⊕0x1.4x30x60	H	⊕0	1.4	30	60	10	100	446145
⊕0x1.4x30x100	H	⊕0	1.4	30	100	10	100	446147
⊕0x2x20x60	H	⊕0	2.0	20	60	10	100	446153
⊕0x2x30x100	H	⊕0	2.0	30	100	10	100	446157

**No. B35 Bit**


- For assembly work focusing on workability.
- International standards compatible H 6.35mm(1/4")



Model No.	Heat treatment classification (mm)	Tip	φD	ℓ1	L	Inner Ctn. (mm)	Outer Ctn.	EDP No.
10600	H	⊕00	1.58	21	49	10	100	446423
1060	H	⊕0	3.17	21	49	10	100	487195
1081	H	⊕1	4.76	21	89	10	100	487202
★ 4301/150	H	⊕1	4.5	27	150	10	100	489672
4302/51	H	⊕2	6.0	27	51	10	100	489229
4302/100	H	⊕2	6.0	27	100	10	100	489255
4302/127	H	⊕2	6.0	27	127	10	100	446435
4302/150	H	⊕2	6.0	27	150	10	100	489673
4302/200	H	⊕2	6.0	27	200	10	100	446439
1062	H	⊕2	6.35	21	49	10	100	487205
1072	H	⊕2	6.35	21	70	10	100	487206
1082	H	⊕2	6.35	21	89	10	100	487207

**No. B35 Bit**


- For assembly work focusing on workability.
- International standards compatible H 6.35mm(1/4")



Model No.	Heat treatment classification (mm)	Tip	φD	ℓ1	L	Inner Ctn. (mm)	Outer Ctn.	EDP No.
1063	H	⊕3	8.0	25	49	10	100	487210
1073	H	⊕3	8.0	25	70	10	100	487211
1083	H	⊕3	8.0	25	89	10	100	487212
★ 4303/100	H	⊕3	8.0	25	100	10	100	489256

**No. J TORX Bit (Tamper-Proof)**

- For TORX screws used in the automotive industry.
- With a round hole for tamper-proof.




Model No.	mm	d1	L1	d2	Inner Ctn. (mm)	EDP No.
T6H × 75	1.65	1.95	6.5	4.0	10	635283
100	1.65	1.95	6.5	4.0	10	635284
T8H × 75	2.3	2.60	7.0	4.5	10	635285
100	2.3	2.60	7.0	4.5	10	635286
T10H× 49 (T10610H)	2.72	3.02	7.5	3.96	10	446533
70 (T10710H)	2.72	3.02	7.5	3.96	10	446544
75	2.72	3.02	7.5	4.5	10	635251
100	2.72	3.02	7.5	4.5	10	635252
T15H× 75	3.26	3.56	7.5	4.5	10	635255
100	3.26	3.56	7.5	4.5	10	635256
T20H× 49 (T10620H)	3.84	4.14	7.5	4.37	10	446535
70 (T10720H)	3.84	4.14	7.5	4.37	10	446546
75	3.84	4.14	7.5	5.0	10	635261
100	3.84	4.14	7.5	5.0	10	635262
T25H× 75	4.4	4.70	8.0	5.0	10	635265
100	4.4	4.70	8.0	5.0	10	635266
T27H× 75	4.96	5.26	8.0	5.5	10	635271
100	4.96	5.26	8.0	5.5	10	635272
T30H× 75	5.49	5.79	8.5	6.0	10	635275
100	5.49	5.79	8.5	6.0	10	635276
T40H× 75	6.6	—	—	7.0	10	635281
100	6.6	—	—	7.0	10	635282

TORX is a registered trademark of Acument TM Intellectual Properties, LLC (USA). VESSEL has a manufacturing license in Japan and selling same to the world.

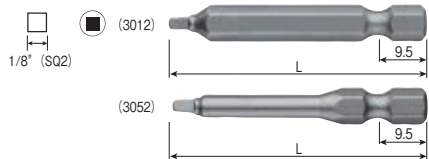
**No. B35 Bit**

- For assembly work focusing on workability.
- International standards compatible H 6.35mm(1/4")



Model No.	(mm)	φD	Inner Ctn.	EDP No.
⊕ 1x3/16"×100(41081)		4.76	10	446428
⊕ 2x3/16"×100(42081)		4.76	10	446429

**No. B35 Square Bit**



Model No.	Heat treatment classification	Inner Ctn.	EDP No.
SQ2 ×49 (3012)	H	10	487292
SQ2 ×90 (3052)	H	10	487307

HAND TOOLS

BITS & SOCKETS

ELECTRIC TOOLS


AIR TOOLS

STATIC SOLUTIONS

GASOLINE ENGINE TOOLS

**No. J TORX Bit**

●For TORX screws used in the automotive industry.



Model No.	(mm)	d1	L1	d2	Inner Ctn.	EDP No.
<b>T5 × 49</b> (T10605)	1.37	1.67	6.5	3.18	10	446486
<b>70</b> (T10705)	1.37	1.67	6.5	3.18	10	447355
<b>89</b> (T10805)	1.37	1.67	6.5	3.18	10	447356
<b>T6 × 75</b>	1.65	1.95	6.5	4.0	10	635300
<b>100</b>	1.65	1.95	6.5	4.0	10	635301
<b>152</b> (T10906)	1.65	1.95	6.5	3.18	10	447317
<b>T7 × 70</b> (T10707)	1.97	2.27	6.5	3.18	10	446499
<b>75</b>	1.97	2.27	6.5	4.0	10	635303
<b>90</b> (T10807)	1.97	2.27	6.5	3.18	10	446509
<b>152</b> (T10907)	1.97	2.27	6.5	3.18	10	446519
<b>T8 × 49</b> (T10608)	2.3	2.6	7.0	3.18	10	446489
<b>70</b> (T10708)	2.3	2.6	7.0	3.18	10	446500
<b>75</b>	2.3	2.6	7.0	4.5	10	635305
<b>90</b> (T10808)	2.3	2.6	7.0	3.18	10	446510
<b>100</b>	2.3	2.6	7.0	4.5	10	635306
<b>152</b> (T10908)	2.3	2.6	7.0	3.18	10	446520
<b>T9 × 70</b> (T10709)	2.5	2.78	7.0	3.18	10	446501
<b>90</b> (T10809)	2.5	2.78	7.0	3.18	10	446511
<b>152</b> (T10909)	2.5	2.78	7.0	3.18	10	446521
<b>T10 × 49</b> (T10610)	2.72	3.02	7.5	3.96	10	446491
<b>70</b> (T10710)	2.72	3.02	7.5	3.96	10	446502
<b>75</b>	2.72	3.02	7.5	4.5	10	635310
<b>100</b>	2.72	3.02	7.5	4.5	10	635311
<b>152</b> (T10910)	2.72	3.02	7.5	3.96	10	446522
<b>T15 × 49</b> (T10615)	3.26	3.56	7.5	3.96	10	446492
<b>70</b> (T10715)	3.26	3.56	7.5	3.96	10	446503
<b>75</b>	3.26	3.56	7.5	4.5	10	635315
<b>90</b> (T10815)	3.26	3.56	7.5	3.96	10	446513
<b>100</b>	3.26	3.56	7.5	4.5	10	635316
<b>152</b> (T10915)	3.26	3.56	7.5	3.96	10	446523
<b>T20 × 49</b> (T10620)	3.84	4.14	4.75	4.37	10	446493
<b>70</b> (T10720)	3.84	4.14	4.75	4.37	10	446504
<b>75</b>	3.84	4.14	7.5	5.0	10	635320
<b>100</b>	3.84	4.14	7.5	5.0	10	635321
<b>152</b> (T10920)	3.84	4.14	7.5	4.37	10	446524
<b>T25 × 70</b> (T10725)	4.4	4.7	8.0	5.0	10	446505
<b>75</b>	4.4	4.7	8.0	5.0	10	635325
<b>100</b>	4.4	4.7	8.0	5.0	10	635326
<b>152</b> (T10925)	4.4	4.7	8.0	4.75	10	446525
<b>T27 × 75</b>	4.96	5.26	8.0	5.5	10	635330
<b>100</b>	4.96	5.26	8.0	5.5	10	635331
<b>152</b> (T10927)	4.96	5.26	8.0	6.35	10	446526
<b>T30 × 70</b> (T10730)	5.49	5.79	8.5	6.35	10	446507
<b>75</b>	5.49	5.79	8.5	6.0	10	635335
<b>90</b> (T10830)	5.49	5.79	8.5	6.35	10	446517
<b>100</b>	5.49	5.79	8.5	6.0	10	635336
<b>152</b> (T10930)	5.49	5.79	8.5	6.35	10	446527
<b>T40 × 49</b> (T10640)	6.6	—	—	7.0	10	446497
<b>70</b> (T10740)	6.6	—	—	8.0	10	446508
<b>75</b>	6.6	—	—	8.0	10	635340
<b>90</b> (T10840)	6.6	—	—	8.0	10	446518
<b>100</b>	6.6	—	—	7.0	10	635341
<b>152</b> (T10940)	6.6	—	—	8.0	10	446528
<b>T45 × 75</b>	7.77	—	—	8.0	10	635345
<b>100</b>	7.77	—	—	8.0	10	635346

**No. IP TORX Plus Bit**

●For TORX Plus screws used for various assembly lines.



Model No.	Tip	mm	Overall Length (mm)	Inner Ctn.	EDP No.
<b>IP10906</b>	6IP	1.64	152	10	447251
<b>IP10907</b>	7IP	1.99	152	10	447252
<b>IP10908</b>	8IP	2.31	152	10	447253
<b>IP10609</b>	9IP	2.5	49	10	447229
<b>IP10709</b>	9IP	2.5	70	10	447236
<b>IP10809</b>	9IP	2.5	90	10	447243
<b>IP10909</b>	9IP	2.5	152	10	447226
<b>IP10810</b>	10IP	2.74	90	10	447244
<b>IP10910</b>	10IP	2.74	152	10	447254
<b>IP10615</b>	15IP	3.27	49	10	447230
<b>IP10715</b>	15IP	3.27	70	10	447237
<b>IP10815</b>	15IP	3.27	90	10	447245
<b>IP10915</b>	15IP	3.27	152	10	447255
<b>IP10620</b>	20IP	3.86	49	10	447231
<b>IP10720</b>	20IP	3.86	70	10	447238
<b>IP10820</b>	20IP	3.86	90	10	447246
<b>IP10920</b>	20IP	3.86	152	10	447256
<b>IP10625</b>	25IP	4.43	49	10	447232
<b>IP10725</b>	25IP	4.43	70	10	447239
<b>IP10825</b>	25IP	4.43	90	10	447247
<b>IP10925</b>	25IP	4.43	152	10	447257
<b>IP10630</b>	30IP	5.52	49	10	447234
<b>IP10730</b>	30IP	5.52	70	10	447241
<b>IP10830</b>	30IP	5.52	90	10	447249
<b>IP10930</b>	30IP	5.52	152	10	447259
<b>IP10640</b>	40IP	6.65	49	10	447235
<b>IP10740</b>	40IP	6.65	70	10	447242
<b>IP10840</b>	40IP	6.65	90	10	447250
<b>IP10940</b>	40IP	6.65	152	10	447260

**No. B35 SUPADRIV Bit**

●For SUPADRIV screws. ●Special tip shape prevents cam-out.



Model No.	(mm)	Heat treatment classification	Inner Ctn.	Outer Ctn.	EDP No.
<b>SDV1 × 75</b>		H	10	100	636121
<b>SDV2 × 75</b>		H	10	100	636122
<b>100</b>		H	10	100	636123
<b>SDV3 × 75</b>		H	10	100	636130

**No. 1733/50, 1735/50 BALL POINT Bit**

●For hexagon socket head cap bolts and screws.




Model No.	(mm)	φD	Tip (mm)	Inner Ctn.	EDP No.
<b>* BP3 × 50 (1733/50)</b>		4	3	10	446579
<b>* BP5 × 50 (1735/50)</b>		6	5	10	446581

TORX is a registered trademark of Acument™ Intellectual Properties, LLC (USA). VESSEL has a manufacturing license in Japan and selling same to the world.

**No. B35 POZIDRIV Bit**


●For POZIDRIV screws. ●Special tip shape prevents cam-out.



Model No.	Heat treatment classification (mm)	Tip	φD	ℓ	L (mm)	Inner Ctn.	Outer Ctn.	EDP No.
★ PZ0 × 2 × 60	H	PZ0	2.0	20	60	10	100	447301
★ PZ0 × 3 × 60	H	PZ0	3.0	20	60	10	100	447303
PZ1 × 50	H	PZ1	4.8	—	50	10	100	424101
PZ2 × 50	H	PZ2	6.3	—	50	10	100	424102
PZ3 × 50	H	PZ3	8.0	—	50	10	100	424103

**No. B39 POZIDRIV Bit**

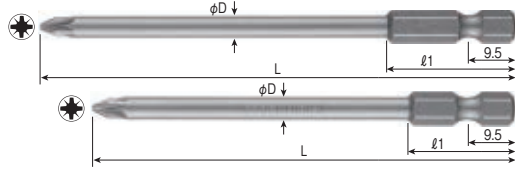
●For POZIDRIV screws. ●Special tip shape prevents cam-out.



Model No.	Heat treatment classification	Inner Ctn.	EDP No.
★ PZ2×4.8×25×150(1092PZ-2)	H	10	487224

**No. B35 POZIDRIV Bit**


●For POZIDRIV screws. ●Special tip shape prevents cam-out.



Model No.	Heat treatment classification (mm)	Tip	φD	φ1	L (mm)	Inner Ctn.	Outer Ctn.	EDP No.
★ 1071PZ	H	PZ1	4.76	21	70	10	100	487216
★ 1081PZ	H	PZ1	4.76	21	89	10	100	487217
★ 4301/100PZ	H	PZ1	4.5	27	100	10	100	489257
★ 4302/100PZ	H	PZ2	6.0	27	100	10	100	489258
★ 4302/127PZ	H	PZ2	6.0	27	127	10	100	446445
★ 4302/150PZ	H	PZ2	6.0	27	150	10	100	489674
★ 4302/200PZ	H	PZ2	6.0	27	200	10	100	446449
★ 1062PZ	H	PZ2	6.35	21	49	10	100	487220
★ 1062PZ	X	PZ2	6.35	21	49	10	100	487523
★ 1082PZ	H	PZ2	6.35	21	89	10	100	487222

**No. B35 POZIDRIV Bit**

●For POZIDRIV screws. ●Special tip shape prevents cam-out.



Model No.	Heat treatment classification (mm)	Tip	φD	φ1	L (mm)	Inner Ctn.	Outer Ctn.	EDP No.
★ 1063PZ	H	PZ3	8.0	29	49	10	100	487225
★ 4304/51PZ	H	PZ4	8.0	29	51	10	100	489234

**No. B39 Bit**

●For assembly work focusing on workability.



Model No.	Heat treatment classification	Inner Ctn.	Outer Ctn.	EDP No.
⊕ 1× 23	H	10	100	424131
⊕ 2× 23	H	10	100	424141
40	H	10	100	424143
100	H	10	100	424147
★ ⊕2×4.8×25×150(1092-2)	H	10	-	487209
★ ⊕3×6.3×25 50(1063-2)	H	10	-	487214

**No. B39 3-Flute Fastening Bit**

●For fastening screws used in aircraft, special vehicles, etc.



Size Tip×Overall Length (mm)	Heat treatment classification	Inner Ctn.	Outer Ctn.	EDP No.
TW1×40	H	10	100	424201
TW2×40	H	10	100	424202
TW3×40	H	10	100	424203
TW4×40	H	10	100	424204
TW5×40	H	10	100	424205

**No. X50 Adapters**

●Hex socket adaptors.



Model code	SQ	Overall Length (mm)	Inner Ctn.	EDP No.
X5001	1/4"	35	10	487380
X5003	1/4"	75	10	487382
X5004	1/4"	100	10	487383
X5005	1/4"	150	10	487384
X5012	3/8"	50	10	487391
X5013	3/8"	75	10	487392
X5014	3/8"	100	10	487393
X5015	3/8"	150	10	487394



**No. A5 TORX Bit**

●For TORX screws used in the automotive industry.



Size Tip	mm	Overall Length (mm)	Inner Ctn.	EDP No.
T30	5.49	32	10	635427
T40	6.6	32	10	635428
T45	7.77	32	10	635429
T50	8.79	32	10	635430

TORX is a registered trademark of Acument TM Intellectual Properties, LLC (USA). VESSEL has a manufacturing license in Japan and selling same to the world.

HAND TOOLS

BITS & SOCKETS

ELECTRIC TOOLS

AIR TOOLS

STATIC SOLUTIONS


GASOLINE ENGINE TOOLS



 H 6.35 mm

### No. B45/13\*\* Socket Bit

● Socket bit for Hex screws.



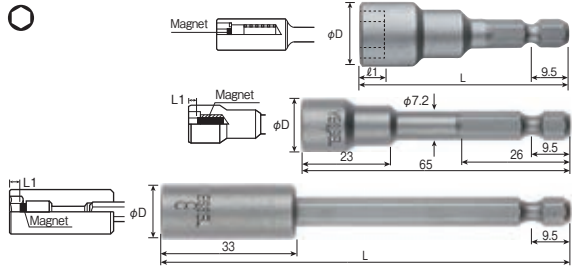
Model No.	(mm)	A/F	φD	ℓ1	ℓ2	OAL (mm)	Inner Ctn.	EDP No.
1304/50	4	8	3	15	50	10	489301	
1304/75	4	8	3	25	75	10	489314	
1304/100	4	8	3	25	100	10	489327	
1345/50	4.5	8	3	15	50	10	489302	
1345/75	4.5	8	3	25	75	10	489315	
1345/100	4.5	8	3	25	100	10	489328	
1305/50	5	8.5	3.5	15	50	10	489303	
1305/75	5	8.5	3.5	25	75	10	489316	
1305/100	5	8.5	3.5	25	100	10	489329	
1305/150	5	8.5	3.5	25	150	10	446602	
1355/50	5.5	9	3.5	15	50	10	489304	
A/F5.5x75	5.5	9	3.5	25	75	10	424281	
A/F5.5x100	5.5	9	3.5	25	100	10	424380	
A/F5.5x150	☆	5.5	9	3.5	25	150	10	424265
1306/50	6	10	4	15	50	10	489305	
A/F6x75	☆	6	10	4	25	75	10	424282
A/F6x100	☆	6	10	4	25	100	10	424381
A/F6x150	☆	6	10	4	25	150	10	424266
1307/50	7	13	5	15	50	10	489306	
A/F7x11x75	7	11	4.5	25	75	10	424279	
A/F7x11x100	7	11	4.5	25	100	10	424280	
A/F7x75	☆	7	13.5	5.5	22	75	10	424283
A/F7x100	☆	7	13.5	5.5	22	100	10	424382
A/F7x150	☆	7	13.5	5.5	22	150	10	424267
1308/50	8	13	5	15	50	10	489307	
A/F8x75	☆	8	13.5	6.5	22	75	10	424284
A/F8x100	☆	8	13.5	6.5	22	100	10	424383
A/F8x150	☆	8	13.5	6.5	22	150	10	424483
1309/50	9	14	5.5	15	50	10	489308	
A/F9x75	☆	9	15	6.5	22	75	10	424268
A/F9x100	☆	9	15	6.5	22	100	10	424269
1310/50	10	16	6.5	15	50	10	489309	
A/F10x75	☆	10	16	6.5	22	75	10	424286
A/F10x100	☆	10	16	6.5	22	100	10	424384
A/F10x150	☆	10	16	6.5	22	150	10	424484
1311/50	11	17	7	15	50	10	489310	
A/F11x75	☆	11	17	7	22	75	10	424270
A/F11x100	☆	11	17	7	22	100	10	424271
1312/50	12	19	7.5	15	50	10	489311	
A/F12x75	☆	12	18	8	22	75	10	424287
A/F12x100	☆	12	18	8	22	100	10	424385
A/F12x150	☆	12	18	8	22	150	10	424272
1313/50	13	19	8	15	50	10	489312	
A/F13x75	☆	13	19	8	22	75	10	424288
A/F13x100	☆	13	19	8	22	100	10	424386
A/F13x150	☆	13	19	8	22	150	10	424273
1314/50	14	20	8	15	50	10	489313	
A/F14x75	☆	14	20	8	22	75	10	424289
A/F14x100	☆	14	20	8	22	75	10	424387

☆...Adopts a patented axial press-fit shank technique

### No. MB45/13\*\*M Socket Bit (Press-Fit Magnet)

● Socket bit for Hex screws.

● Holds the screw with a strong magnet, to prevent the screws from dropping.




Model No.	(mm)	A/F	φD	ℓ1	OAL (mm)	Inner Ctn.	EDP No.
1305/50M	5	8.5	3.5	50	10	489340	
1305/75M	5	8.5	3.5	75	10	489351	
1305/100M	5	8.5	3.5	100	10	489362	
1305/150M	5	8.5	3.5	150	10	446619	
1355/50M	5.5	9	3.5	50	10	489341	
1355/75M	5.5	9	3.5	75	10	489352	
1355/100M	5.5	9	3.5	100	10	489363	
1355/150M	5.5	9	3.5	150	10	446620	
1306/50M	6	10	4	50	10	489342	
1306/75M	6	10	4	75	10	489353	
1306/100M	6	10	4	100	10	489364	
1306/150M	6	10	4	150	10	446621	
1307/50M	7	13	4.5	50	10	489343	
A/F7x65	7	13	2.5	65	10	482520	
1307/75M	7	13	4.5	75	10	489354	
1307/100M	7	13	4.5	100	10	489365	
1307/150M	7	13	5	150	10	446622	
1308/50M	8	13	5	50	10	489344	
A/F8x65	☆	8	13.5	3.17	65	10	482521
A/F8x75	☆	8	13.5	3.17	75	10	482523
A/F8x100	☆	8	13.5	3.17	100	10	482524
A/F8x150	☆	8	13.5	3.17	150	10	424274
1309/50M	9	14	5.5	50	10	489345	
1309/75M	9	14	5.5	75	10	489356	
1309/100M	9	14	5.5	100	10	489367	
A/F3/8x65	☆	9.6	15	3.96	65	10	482522
1310/50M	10	16	6.5	50	10	489346	
A/F10x75	☆	10	16	3.96	75	10	482525
A/F10x100	☆	10	16	3.96	100	10	482526
A/F10x150	☆	10	16	3.96	150	10	424275
1311/50M	11	17	7	50	10	489347	
1311/75M	11	17	7	75	10	489358	
1311/100M	11	17	7	100	10	489369	
1312/50M	12	19	7.5	50	10	489348	
A/F12x75	☆	12	18	5.5	75	10	424276
A/F12x100	☆	12	18	5.5	100	10	424277
A/F12x150	☆	12	18	5.5	150	10	424278
1313/50M	13	19	8	50	10	489349	
1313/75M	13	19	8	75	10	489360	
1313/100M	13	19	8	100	10	489371	
1313/150M	13	19	8	150	10	446626	
1314/50M	14	20	8	50	10	489350	
1314/75M	14	20	8	75	10	489361	
1314/100M	14	20	8	100	10	489372	

☆...Adopts a patented axial press-fit shank technique

**No. MB45D Socket Bit (Sliding Magnet)**


- Socket bit for Hex screw.
- Holds the screw with sliding magnet, to prevent the screws from dropping.



Model No.	(mm)	φD	Hole depth	(mm)	Inner Ctn.	Outer Ctn.	EDP No.
A/F	8×100	13	36	10	100	482516	
A/F	10×100	16	36	10	100	482517	

**No. MB45S Socket Bit (Side Magnet)**

- Socket bit for Hex screw.
- Holds the screw with side magnet, to prevent the screws from dropping.

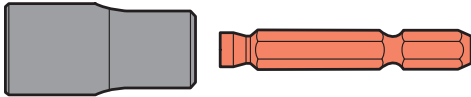


Model No.	(mm)	φD	Hole depth	(mm)	Inner Ctn.	Outer Ctn.	EDP No.
A/F	8×100	13	25	10	100	482406	
A/F	10×100	16	25	10	100	482407	

One point

Features of press-fit type sockets

(Press-fit type: marked with a star symbol in the table of each model)



MEDIUM HARDNESS  
Improves durability of socket

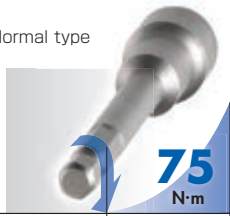
HIGH HARDNESS  
Strong resistance to shank breakage



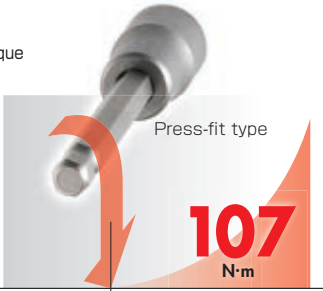
The shank and socket have been heat-treated to the best hardness and press-fit together. The socket part is strong against wear and shank against twisting, resulting in higher durability.

Prevents shank breakage  
Torsion moment with a static torque

Normal type



Press-fit type



HAND TOOLS

BITS & SOCKETS

ELECTRIC TOOLS

AIR TOOLS

STATIC SOLUTIONS

GASOLINE ENGINE TOOLS